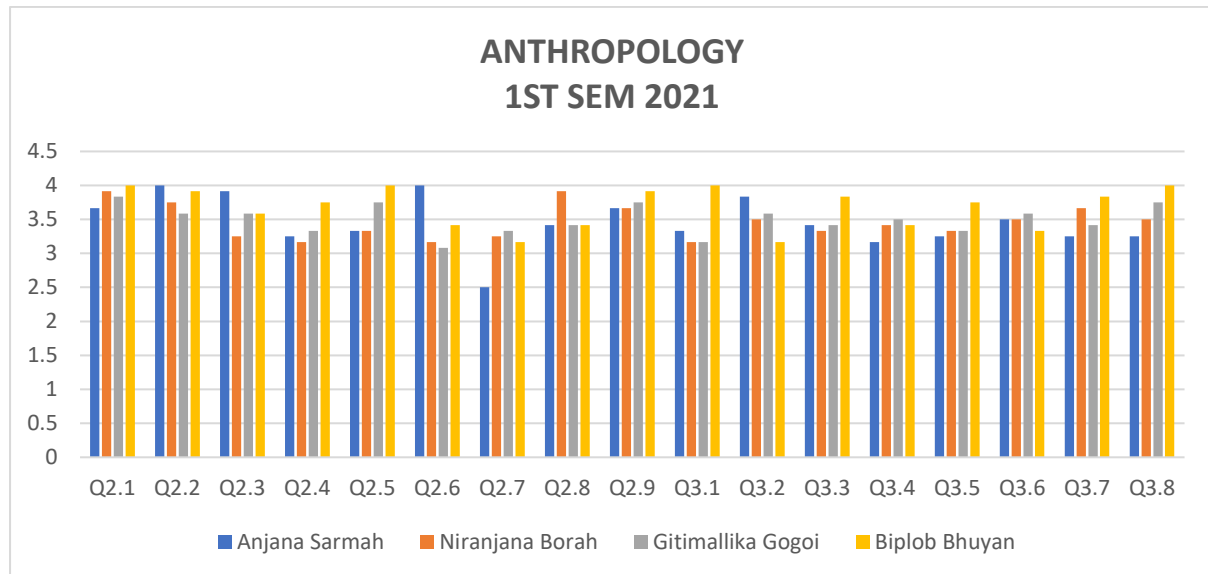


NANDALAL BORGOHAIN CITY COLLEGE, DIBRUGARH
STUDENT SATISFACTORY SURVEY
2021

ANTHROPOLOGY

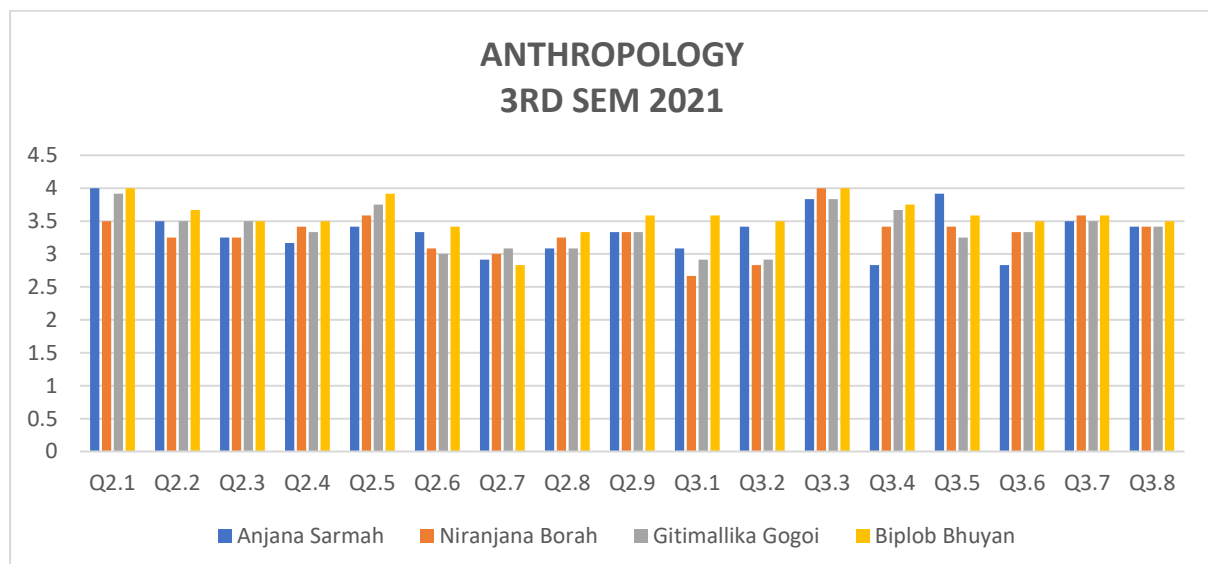


FEEDBACK ANALYSIS

AVERAGE SCORE

RESPONSES

| | | |
|----------------|--------------------|-------------|
| Very good | (Between 3 – 4) | : 2.1 – 3.8 |
| Good | (Between (2 – 3) | : 2.7 |
| Satisfactory | (Between 1.50 – 2) | : 0 |
| Unsatisfactory | (< 1.50) | : 0 |



FEEDBACK ANALYSIS

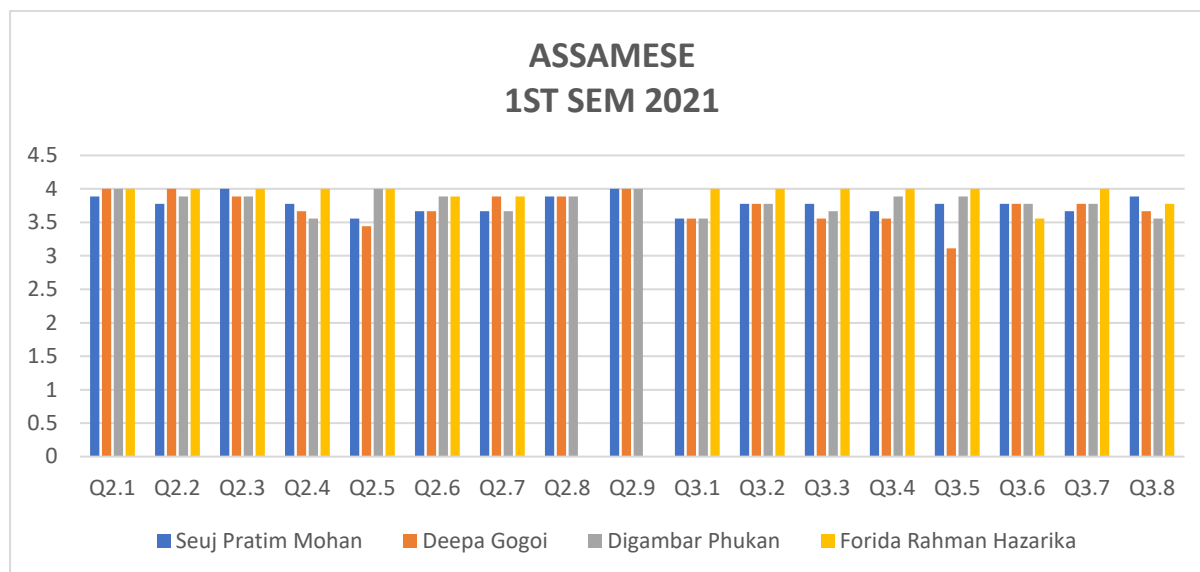
AVERAGE SCORE

RESPONSES

| | | |
|----------------|--------------------|--------------------------------|
| Very good | (Between 3 – 4) | : 2.1 – 3.8 |
| Good | (Between (2 – 3) | : 2.6, 2.7, 3.1, 3.2, 3.4, 3.6 |
| Satisfactory | (Between 1.50 – 2) | : 0 |
| Unsatisfactory | (< 1.50) | : 0 |

NANDALAL BORGOHAIN CITY COLLEGE, DIBRUGARH
STUDENT SATISFACTORY SURVEY
2021

ASSAMESE

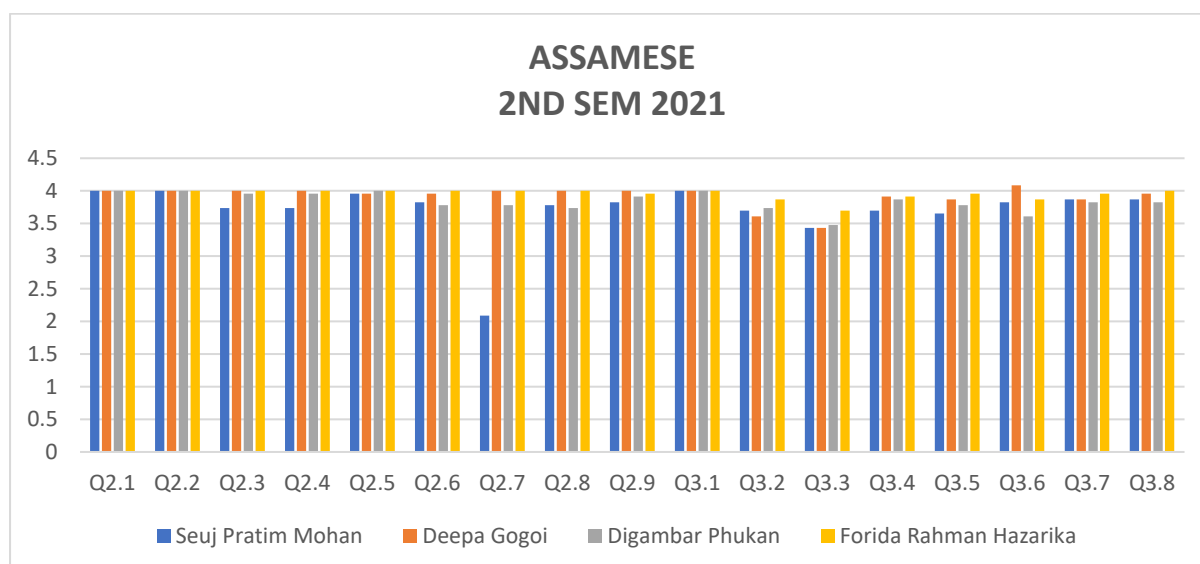


FEEDBACK ANALYSIS

AVERAGE SCORE

RESPONSES

| | | |
|----------------|--------------------|-------------|
| Very good | (Between 3 – 4) | : 2.1 – 3.8 |
| Good | (Between (2 – 3) | : 0 |
| Satisfactory | (Between 1.50 – 2) | : 0 |
| Unsatisfactory | (< 1.50) | : 0 |



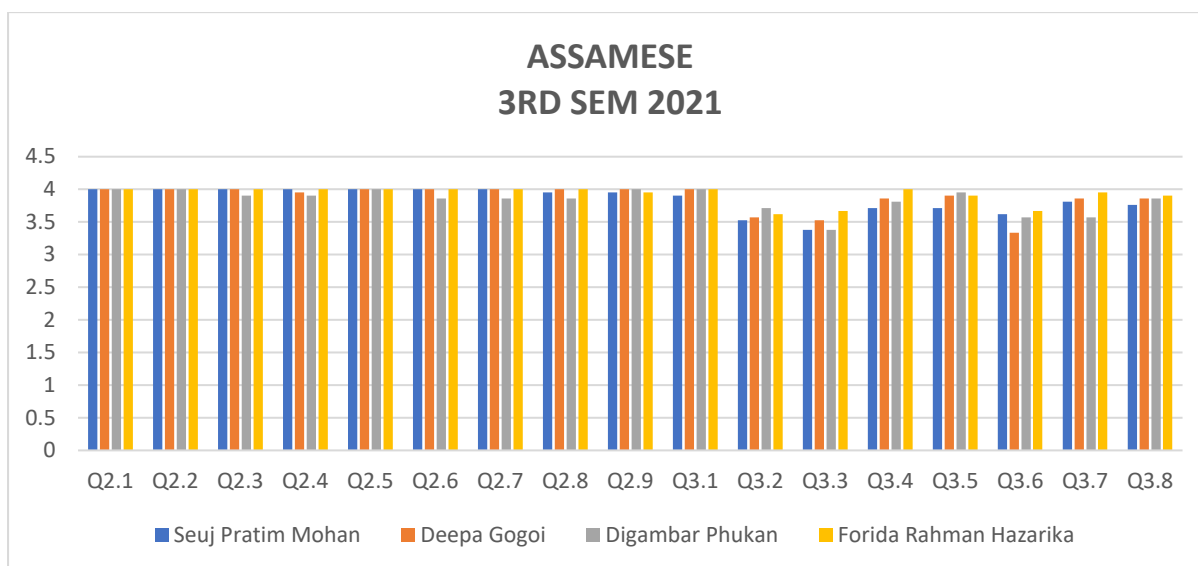
FEEDBACK ANALYSIS

AVERAGE SCORE

RESPONSES

| | | |
|----------------|--------------------|-------------|
| Very good | (Between 3 – 4) | : 2.1 – 3.8 |
| Good | (Between (2 – 3) | : 2.7 |
| Satisfactory | (Between 1.50 – 2) | : 0 |
| Unsatisfactory | (< 1.50) | : 0 |

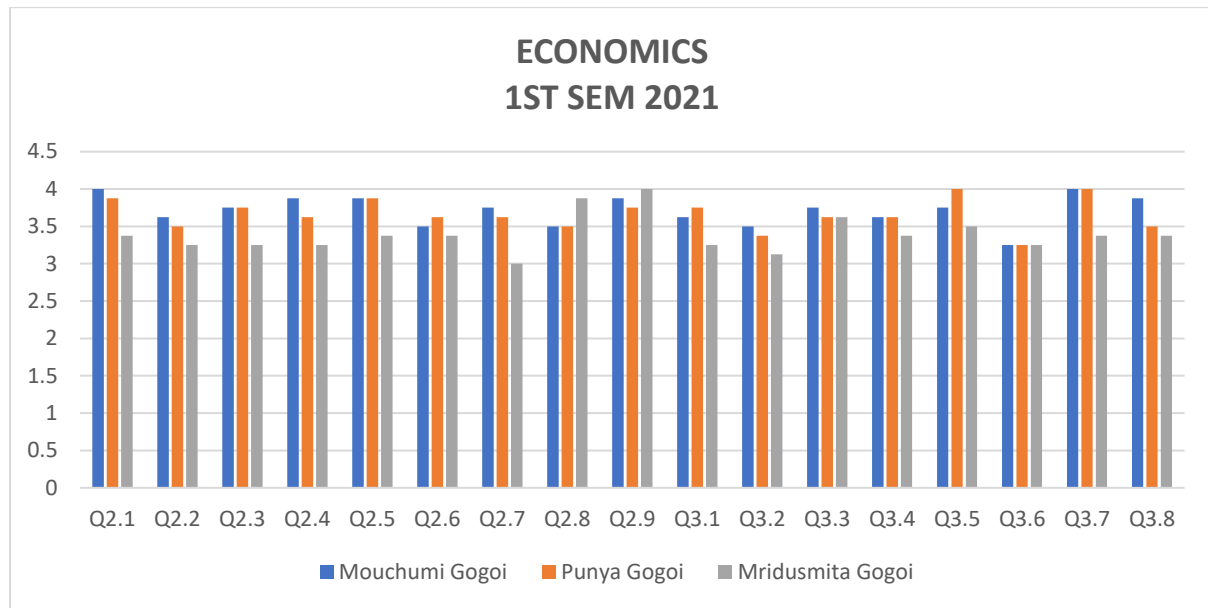
NANDALAL BORGOHAIN CITY COLLEGE, DIBRUGARH
STUDENT SATISFACTORY SURVEY
2021



| FEEDBACK ANALYSIS | | | |
|-------------------|--------------------|-----------|-----------|
| AVERAGE SCORE | | RESPONSES | |
| Very good | (Between 3 – 4) | : | 2.1 – 3.8 |
| Good | (Between (2 – 3) | : | 0 |
| Satisfactory | (Between 1.50 – 2) | : | 0 |
| Unsatisfactory | (< 1.50) | : | 0 |

NANDALAL BORGOHAIN CITY COLLEGE, DIBRUGARH
STUDENT SATISFACTORY SURVEY
2021

ECONOMICS

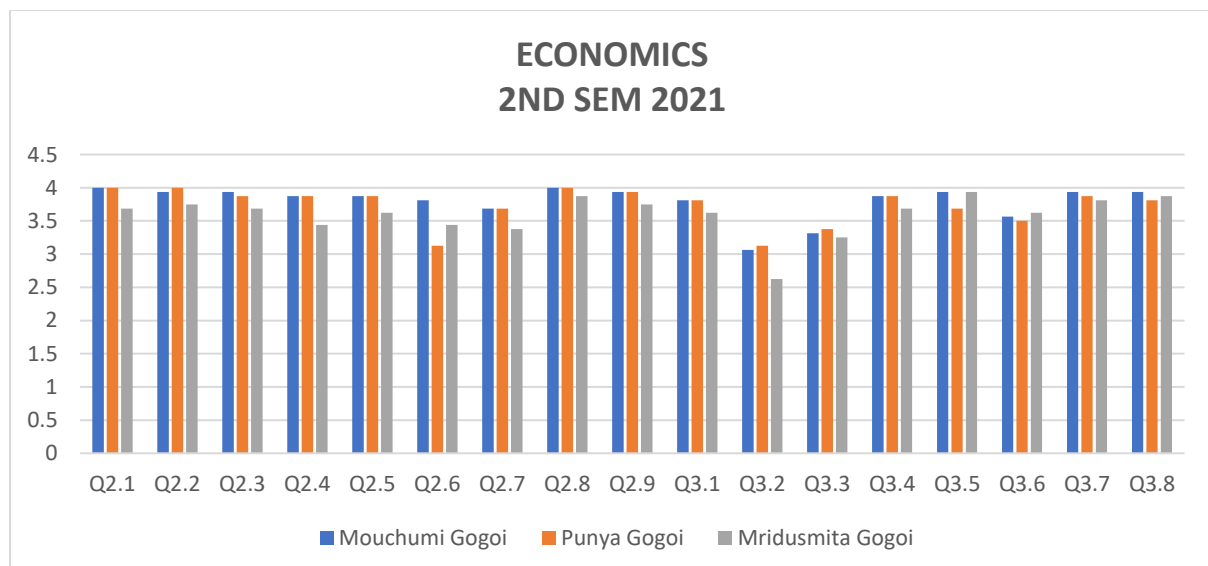


FEEDBACK ANALYSIS

AVERAGE SCORE

RESPONSES

| | | |
|----------------|--------------------|-------------|
| Very good | (Between 3 – 4) | : 2.1 – 3.8 |
| Good | (Between (2 – 3) | : 2.7 |
| Satisfactory | (Between 1.50 – 2) | : 0 |
| Unsatisfactory | (< 1.50) | : 0 |



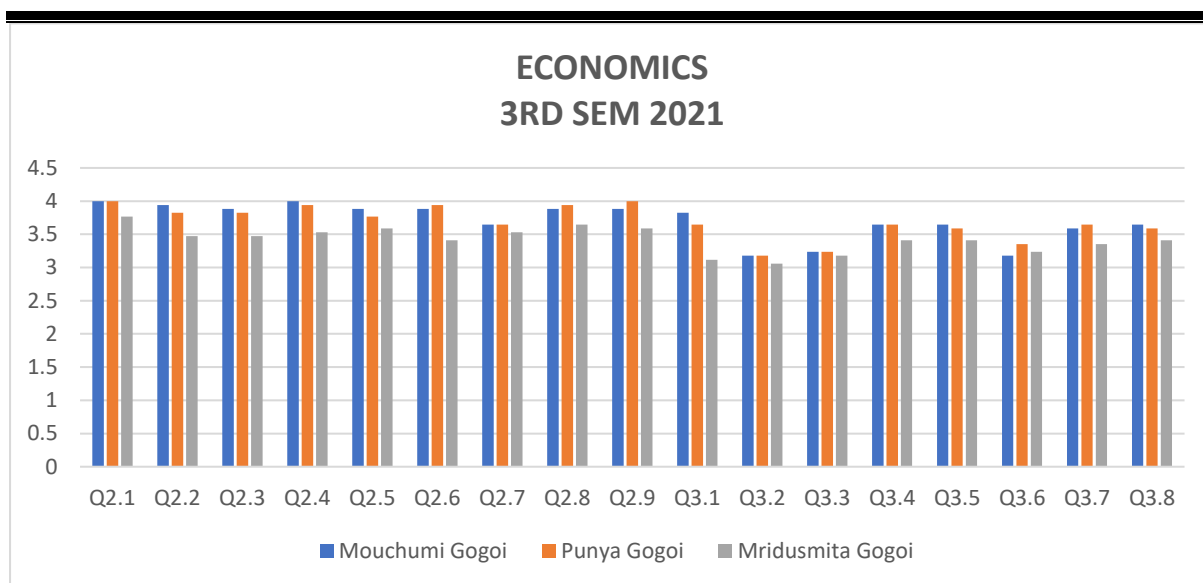
FEEDBACK ANALYSIS

AVERAGE SCORE

RESPONSES

| | | |
|----------------|--------------------|-------------|
| Very good | (Between 3 – 4) | : 2.1 – 3.8 |
| Good | (Between (2 – 3) | : 3.2 |
| Satisfactory | (Between 1.50 – 2) | : 0 |
| Unsatisfactory | (< 1.50) | : 0 |

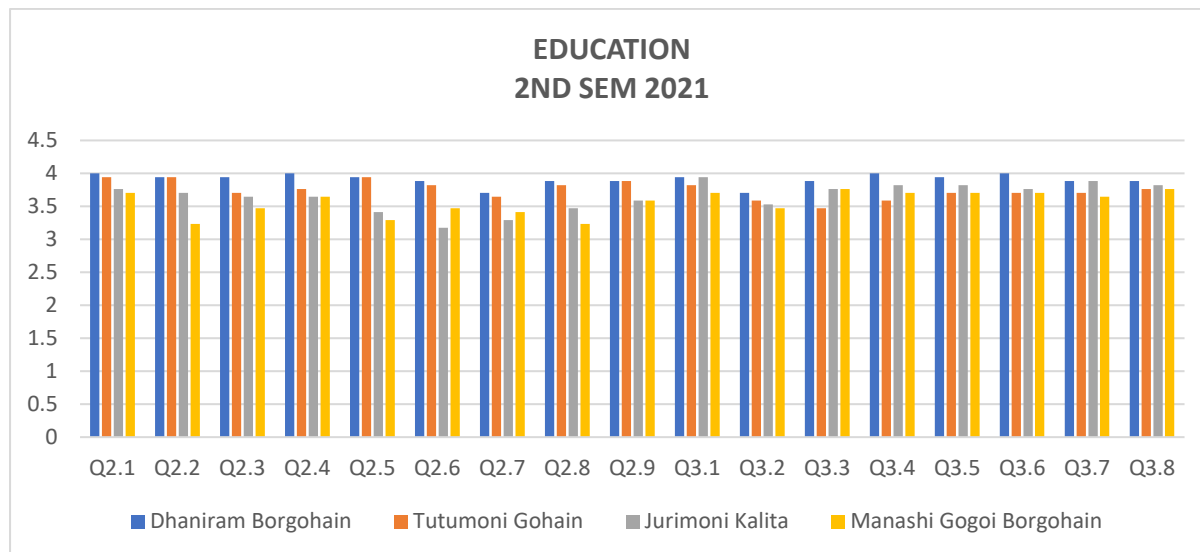
NANDALAL BORGOHAIN CITY COLLEGE, DIBRUGARH
STUDENT SATISFACTORY SURVEY
2021



| FEEDBACK ANALYSIS | | |
|---------------------------------|-----------|-----------|
| AVERAGE SCORE | RESPONSES | |
| Very good (Between 3 – 4) | : | 2.1 – 3.8 |
| Good (Between (2 – 3) | : | 0 |
| Satisfactory (Between 1.50 – 2) | : | 0 |
| Unsatisfactory (< 1.50) | : | 0 |

NANDALAL BORGOHAIN CITY COLLEGE, DIBRUGARH
STUDENT SATISFACTORY SURVEY
2021

EDUCATION

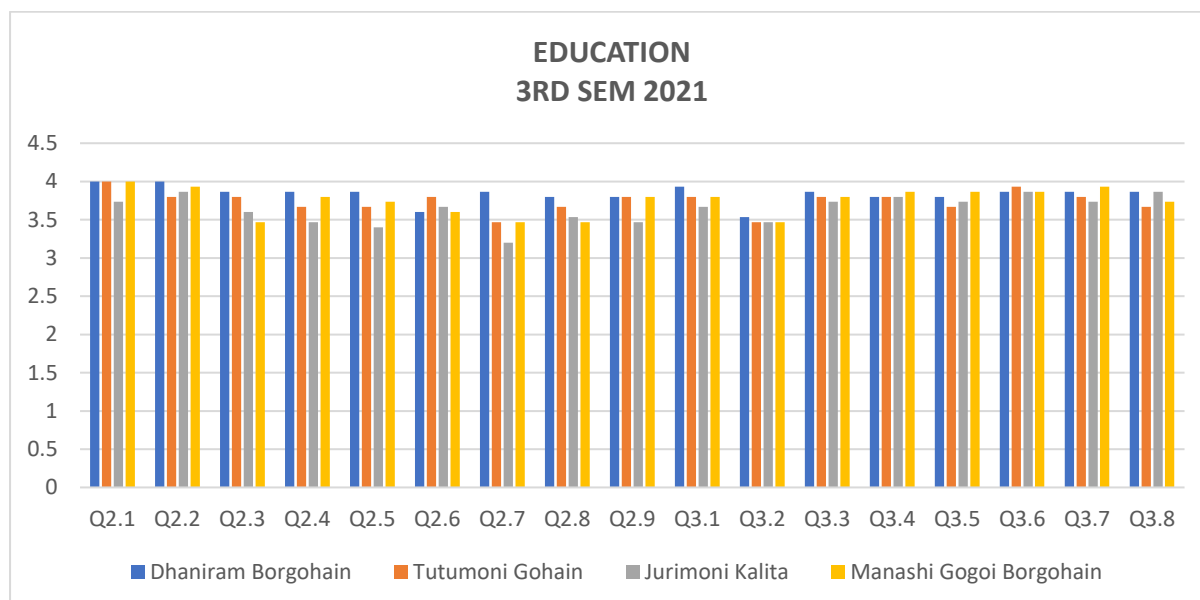


FEEDBACK ANALYSIS

AVERAGE SCORE

RESPONSES

| | | |
|----------------|--------------------|-------------|
| Very good | (Between 3 – 4) | : 2.1 – 3.8 |
| Good | (Between (2 – 3) | : 0 |
| Satisfactory | (Between 1.50 – 2) | : 0 |
| Unsatisfactory | (< 1.50) | : 0 |



FEEDBACK ANALYSIS

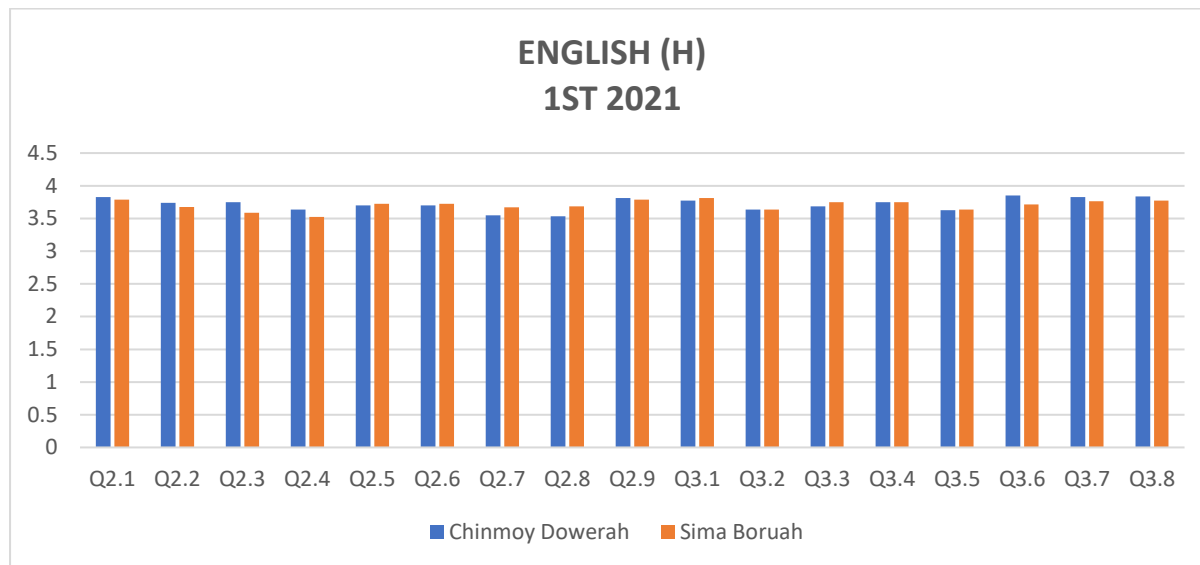
AVERAGE SCORE

RESPONSES

| | | |
|----------------|--------------------|-------------|
| Very good | (Between 3 – 4) | : 2.1 – 3.8 |
| Good | (Between (2 – 3) | : 0 |
| Satisfactory | (Between 1.50 – 2) | : 0 |
| Unsatisfactory | (< 1.50) | : 0 |

NANDALAL BORGOHAIN CITY COLLEGE, DIBRUGARH
STUDENT SATISFACTORY SURVEY
2021

ENGLISH

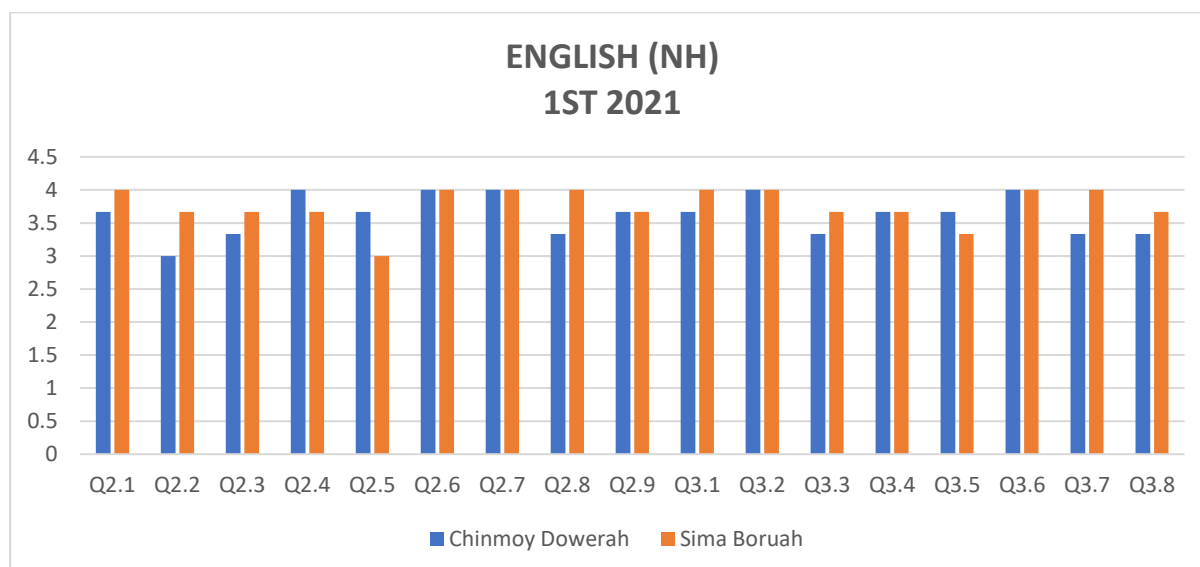


FEEDBACK ANALYSIS

AVERAGE SCORE

RESPONSES

| | | |
|----------------|--------------------|-------------|
| Very good | (Between 3 – 4) | : 2.1 – 3.8 |
| Good | (Between (2 – 3) | : 0 |
| Satisfactory | (Between 1.50 – 2) | : 0 |
| Unsatisfactory | (< 1.50) | : 0 |



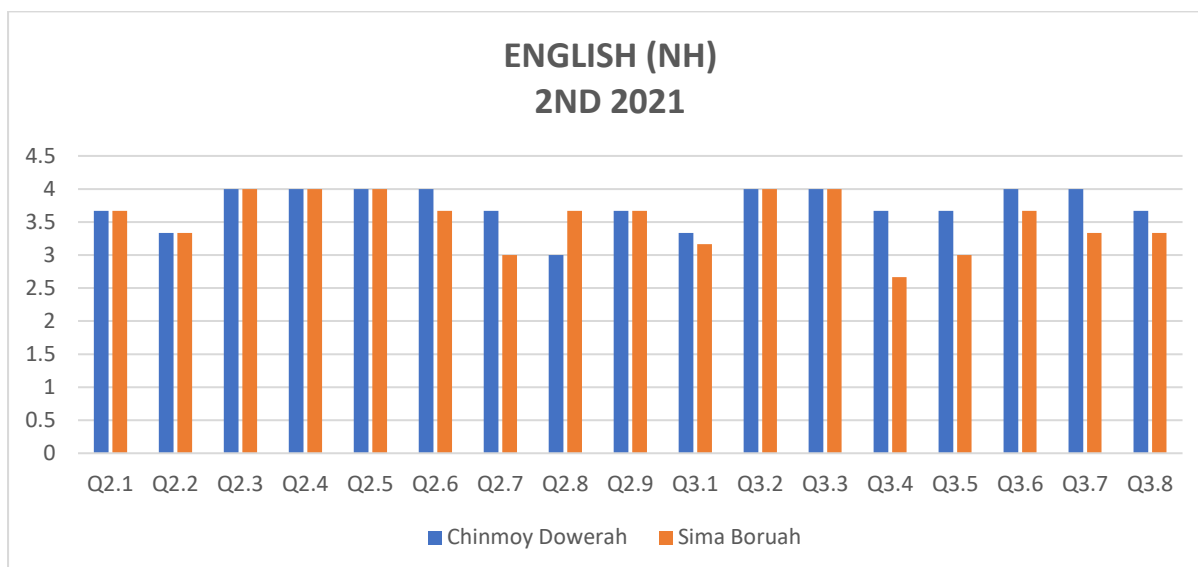
FEEDBACK ANALYSIS

AVERAGE SCORE

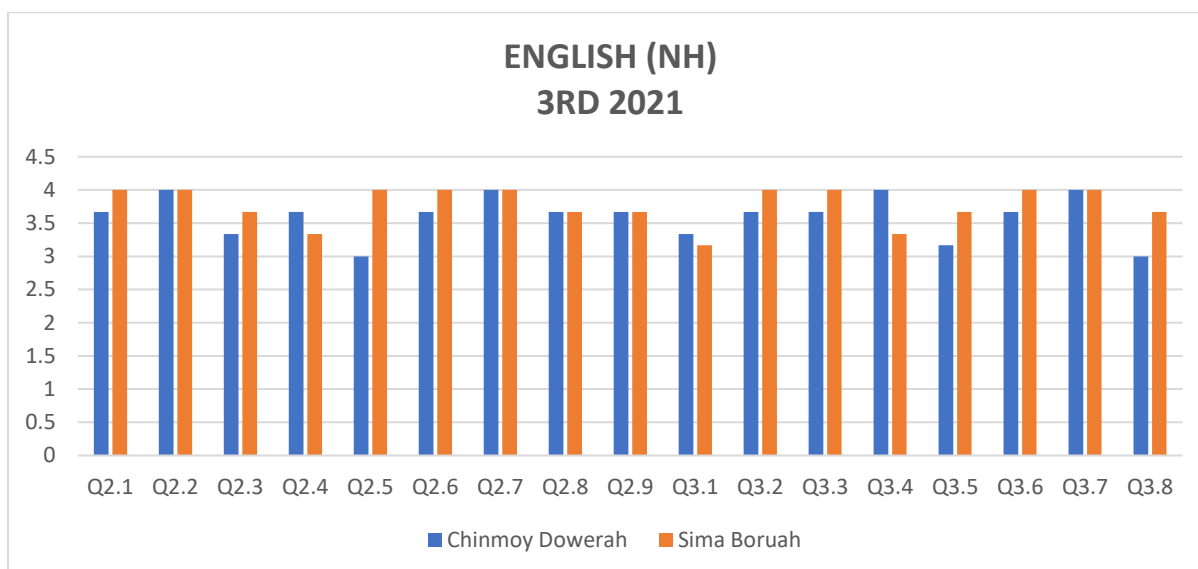
RESPONSES

| | | |
|----------------|--------------------|-------------|
| Very good | (Between 3 – 4) | : 2.1 – 3.8 |
| Good | (Between (2 – 3) | : 2.2, 2.5 |
| Satisfactory | (Between 1.50 – 2) | : 0 |
| Unsatisfactory | (< 1.50) | : 0 |

NANDALAL BORGOHAIN CITY COLLEGE, DIBRUGARH
STUDENT SATISFACTORY SURVEY
2021

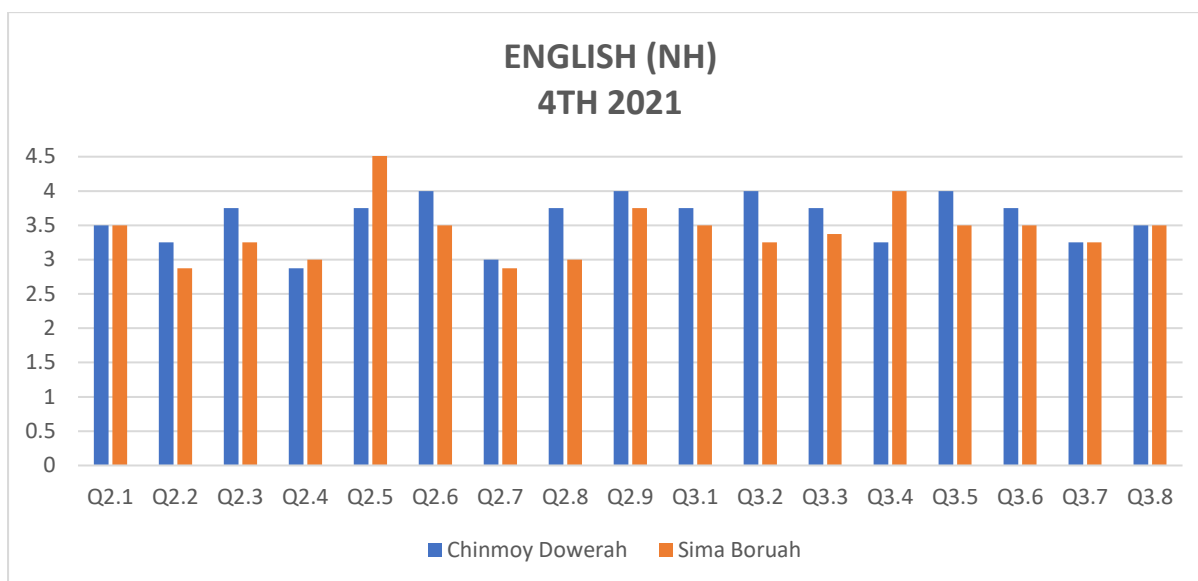


| FEEDBACK ANALYSIS | | |
|---------------------------------|-----------|--------------------|
| AVERAGE SCORE | RESPONSES | |
| Very good (Between 3 – 4) | : | 2.1 – 3.8 |
| Good (Between (2 – 3) | : | 2.7, 2.8, 3.4, 3.5 |
| Satisfactory (Between 1.50 – 2) | : | 0 |
| Unsatisfactory (< 1.50) | : | 0 |



| FEEDBACK ANALYSIS | | |
|---------------------------------|-----------|-----------|
| AVERAGE SCORE | RESPONSES | |
| Very good (Between 3 – 4) | : | 2.1 – 3.8 |
| Good (Between (2 – 3) | : | 2.5, 3.8 |
| Satisfactory (Between 1.50 – 2) | : | 0 |
| Unsatisfactory (< 1.50) | : | 0 |

NANDALAL BORGOHAIN CITY COLLEGE, DIBRUGARH
STUDENT SATISFACTORY SURVEY
2021

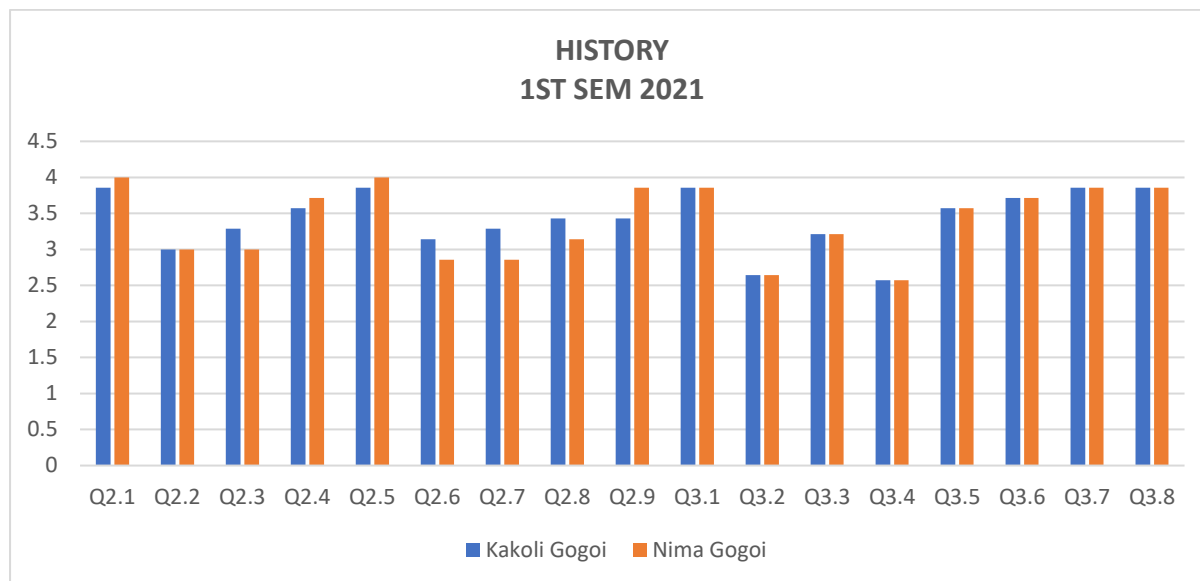


FEEDBACK ANALYSIS

| AVERAGE SCORE | | RESPONSES |
|----------------|--------------------|-----------------------|
| Very good | (Between 3 – 4) | : 2.1 – 3.8 |
| Good | (Between 2 – 3) | : 2.2, 2.4, 2.7, 2.8, |
| Satisfactory | (Between 1.50 – 2) | : 0 |
| Unsatisfactory | (< 1.50) | : 0 |

NANDALAL BORGOHAIN CITY COLLEGE, DIBRUGARH
STUDENT SATISFACTORY SURVEY
2021

HISTORY

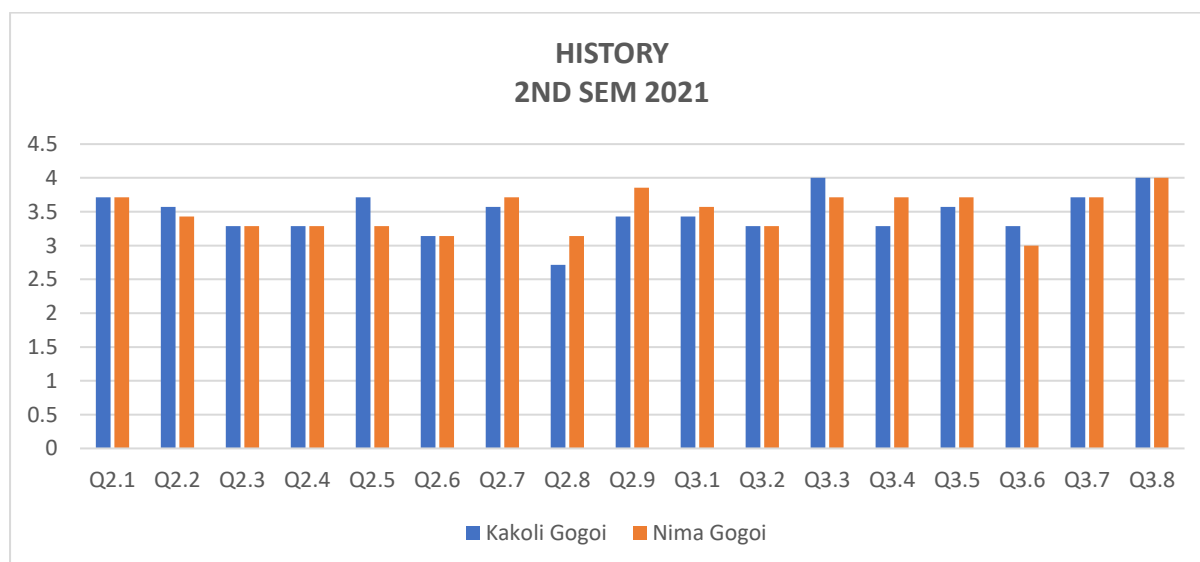


FEEDBACK ANALYSIS

AVERAGE SCORE

RESPONSES

| | | |
|----------------|--------------------|----------------------------------|
| Very good | (Between 3 – 4) | : 2.1, 2.3 – 3.1, 3.3, 3.5 – 3.8 |
| Good | (Between (2 – 3) | : 2.2, 2.3, 2.6, 2.7, 3.2, 3.4 |
| Satisfactory | (Between 1.50 – 2) | : 0 |
| Unsatisfactory | (< 1.50) | : 0 |



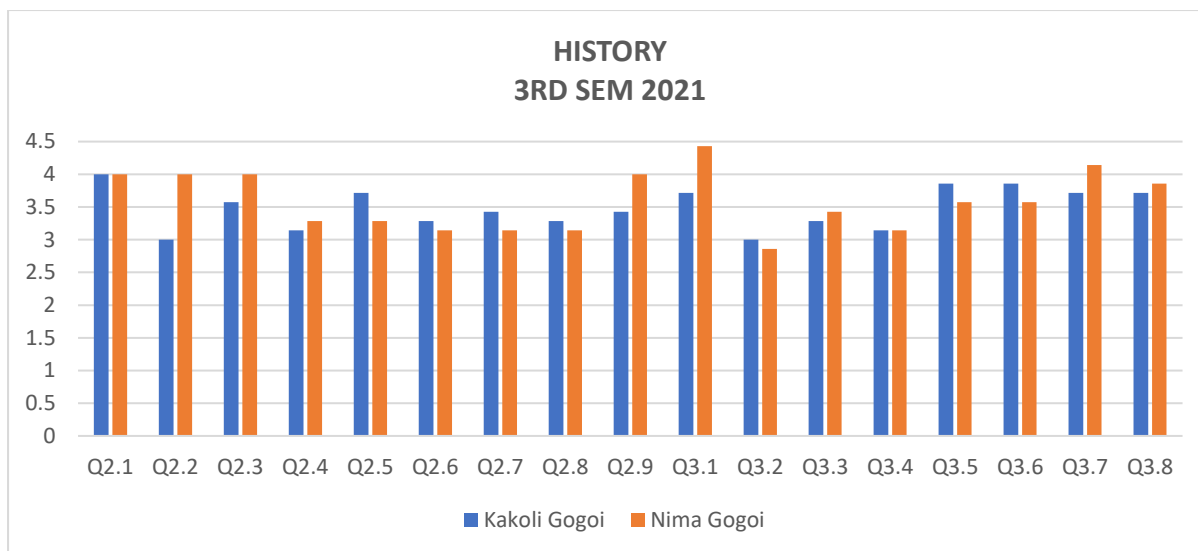
FEEDBACK ANALYSIS

AVERAGE SCORE

RESPONSES

| | | |
|----------------|--------------------|-------------|
| Very good | (Between 3 – 4) | : 2.1 – 3.8 |
| Good | (Between (2 – 3) | : 2.8, 3.6 |
| Satisfactory | (Between 1.50 – 2) | : 0 |
| Unsatisfactory | (< 1.50) | : 0 |

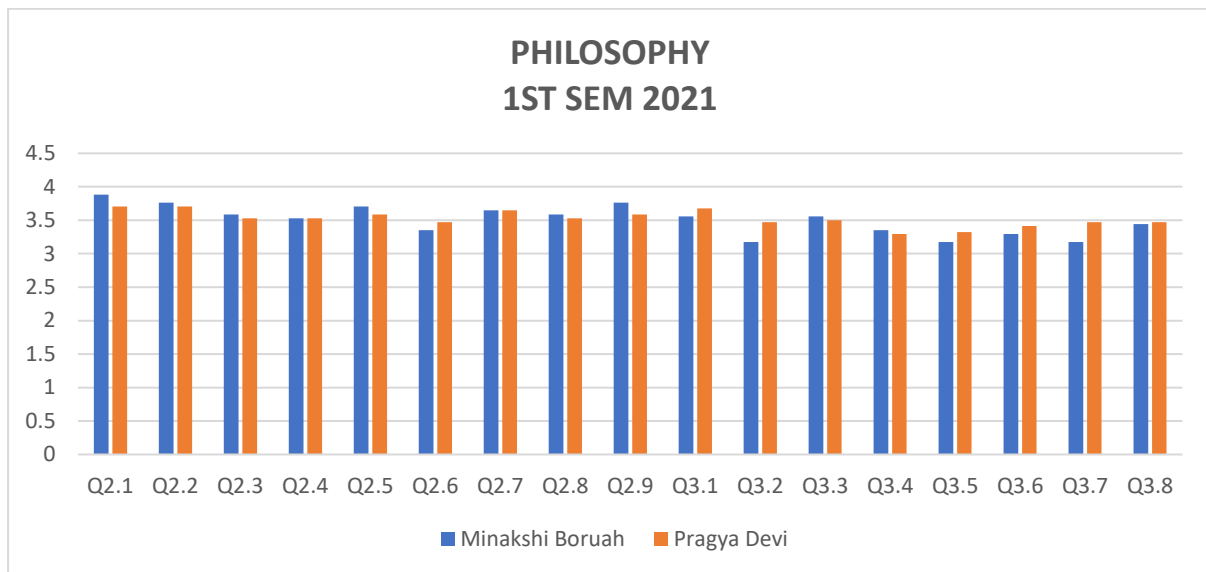
NANDALAL BORGOHAIN CITY COLLEGE, DIBRUGARH
STUDENT SATISFACTORY SURVEY
2021



| FEEDBACK ANALYSIS | | | |
|-------------------|--------------------|---|-----------|
| AVERAGE SCORE | | | RESPONSES |
| Very good | (Between 3 – 4) | : | 2.1 – 3.8 |
| Good | (Between (2 – 3) | : | 2.2, 3.2 |
| Satisfactory | (Between 1.50 – 2) | : | 0 |
| Unsatisfactory | (< 1.50) | : | 0 |

NANDALAL BORGOHAIN CITY COLLEGE, DIBRUGARH
STUDENT SATISFACTORY SURVEY
2021

PHILOSOPHY

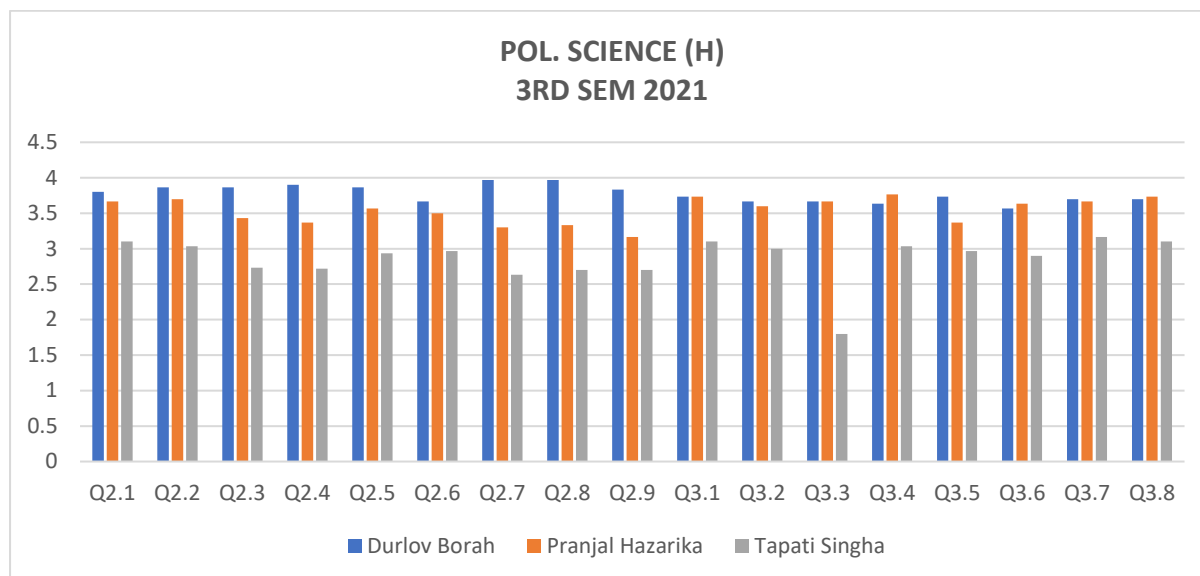


FEEDBACK ANALYSIS

| AVERAGE SCORE | | RESPONSES |
|----------------|--------------------|-------------|
| Very good | (Between 3 – 4) | : 2.1 – 3.8 |
| Good | (Between 2 – 3) | : 0 |
| Satisfactory | (Between 1.50 – 2) | : 0 |
| Unsatisfactory | (< 1.50) | : 0 |

NANDALAL BORGOHAIN CITY COLLEGE, DIBRUGARH
STUDENT SATISFACTORY SURVEY
2021

POLITICAL SCIENCE

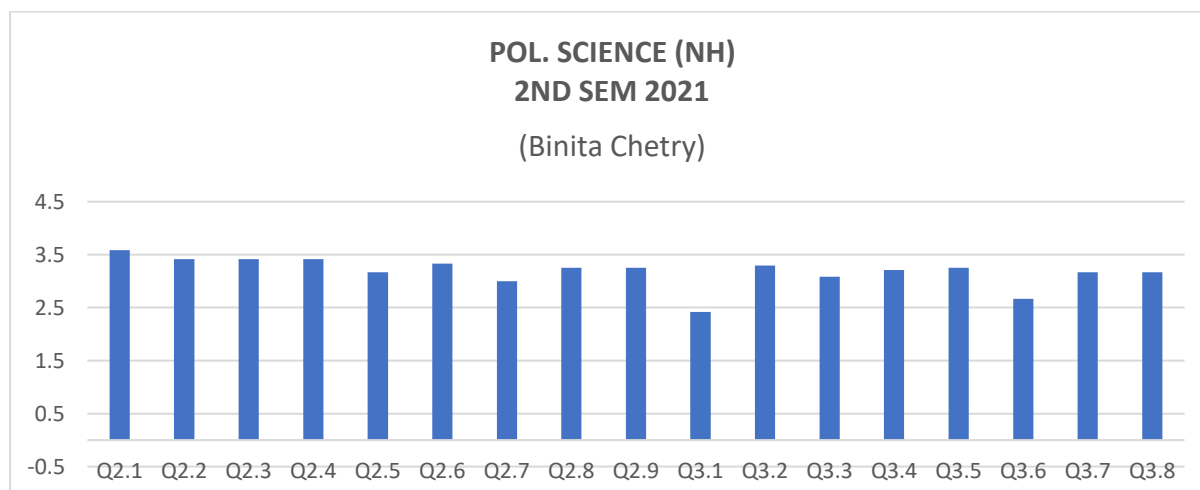


FEEDBACK ANALYSIS

AVERAGE SCORE

RESPONSES

| | | |
|----------------|--------------------|------------------------|
| Very good | (Between 3 – 4) | : 2.1 – 3.8 |
| Good | (Between (2 – 3) | : 2.2 – 2.9, 3.2 – 3.6 |
| Satisfactory | (Between 1.50 – 2) | : 0 |
| Unsatisfactory | (< 1.50) | : 0 |



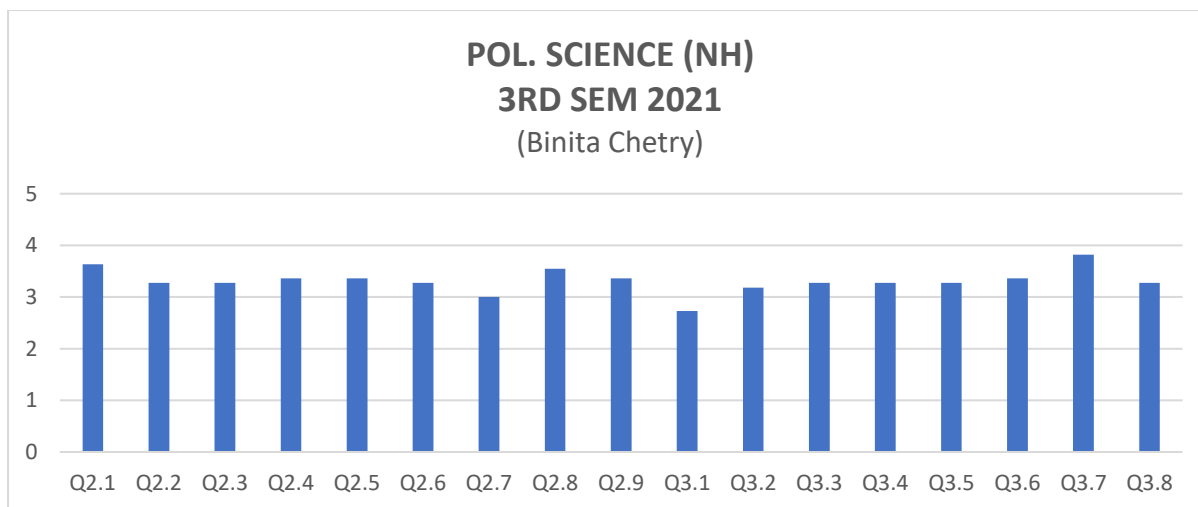
FEEDBACK ANALYSIS

AVERAGE SCORE

RESPONSES

| | | |
|----------------|--------------------|----------------------------------|
| Very good | (Between 3 – 4) | : 2.1 – 2.6, 2.8, 2.9, 3.2 – 3.8 |
| Good | (Between (2 – 3) | : 2.7, 3.1 |
| Satisfactory | (Between 1.50 – 2) | : 0 |
| Unsatisfactory | (< 1.50) | : 0 |

NANDALAL BORGOHAIN CITY COLLEGE, DIBRUGARH
STUDENT SATISFACTORY SURVEY
2021

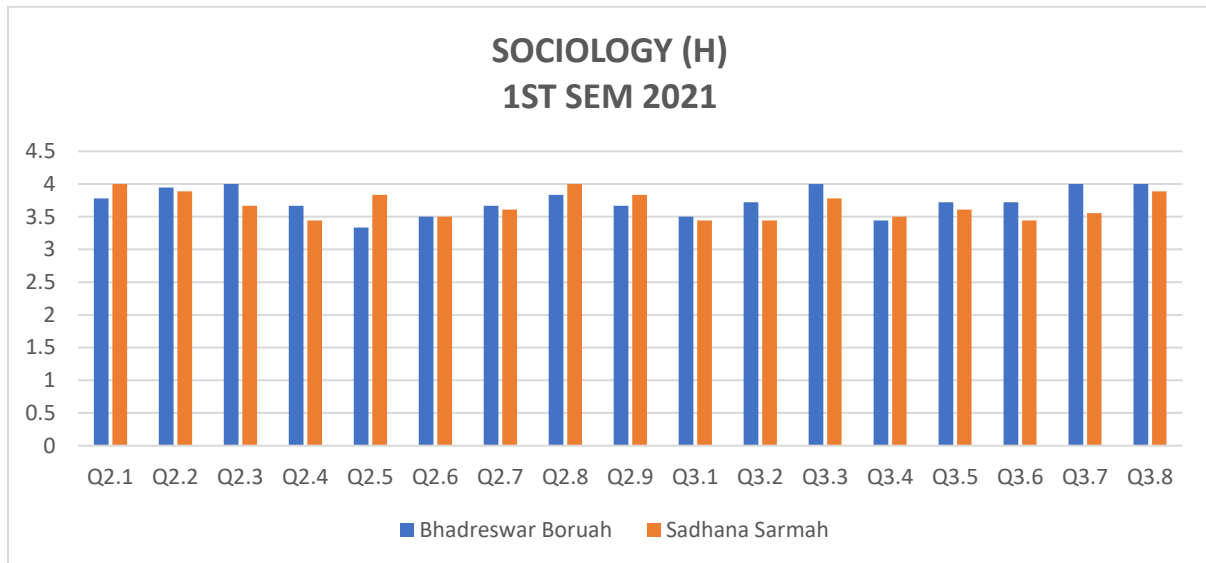


FEEDBACK ANALYSIS

| AVERAGE SCORE | | RESPONSES |
|----------------|--------------------|----------------------------------|
| Very good | (Between 3 – 4) | : 2.1 – 2.6, 2.8, 2.9, 3.2 – 3.8 |
| Good | (Between 2 – 3) | : 2.7, 3.1 |
| Satisfactory | (Between 1.50 – 2) | : 0 |
| Unsatisfactory | (< 1.50) | : 0 |

NANDALAL BORGOHAIN CITY COLLEGE, DIBRUGARH
STUDENT SATISFACTORY SURVEY
2021

SOCIOLOGY

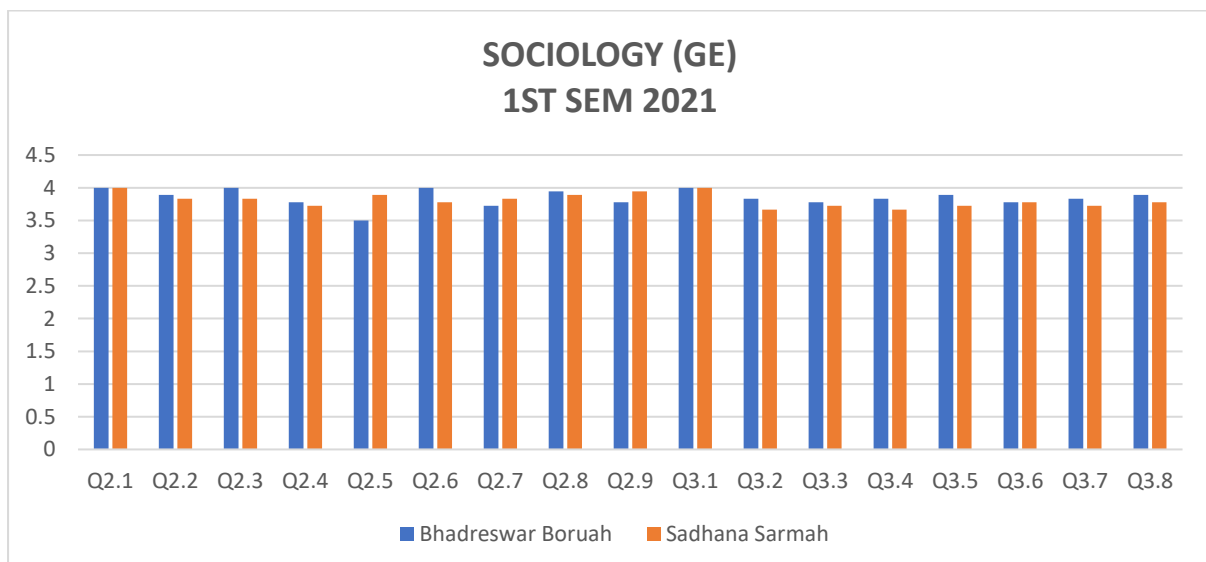


FEEDBACK ANALYSIS

AVERAGE SCORE

RESPONSES

| | | |
|----------------|--------------------|-------------|
| Very good | (Between 3 – 4) | : 2.1 – 3.8 |
| Good | (Between (2 – 3) | : 0 |
| Satisfactory | (Between 1.50 – 2) | : 0 |
| Unsatisfactory | (< 1.50) | : 0 |



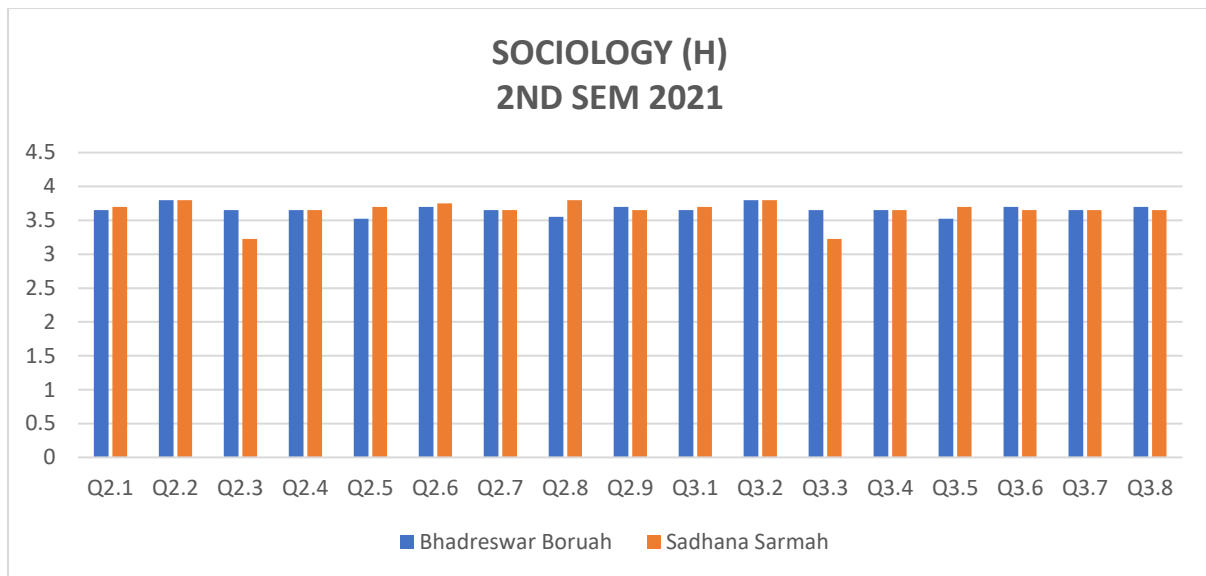
FEEDBACK ANALYSIS

AVERAGE SCORE


RESPONSES

| | | |
|----------------|--------------------|-------------|
| Very good | (Between 3 – 4) | : 2.1 – 3.8 |
| Good | (Between (2 – 3) | : 0 |
| Satisfactory | (Between 1.50 – 2) | : 0 |
| Unsatisfactory | (< 1.50) | : 0 |

NANDALAL BORGOHAIN CITY COLLEGE, DIBRUGARH
STUDENT SATISFACTORY SURVEY
2021

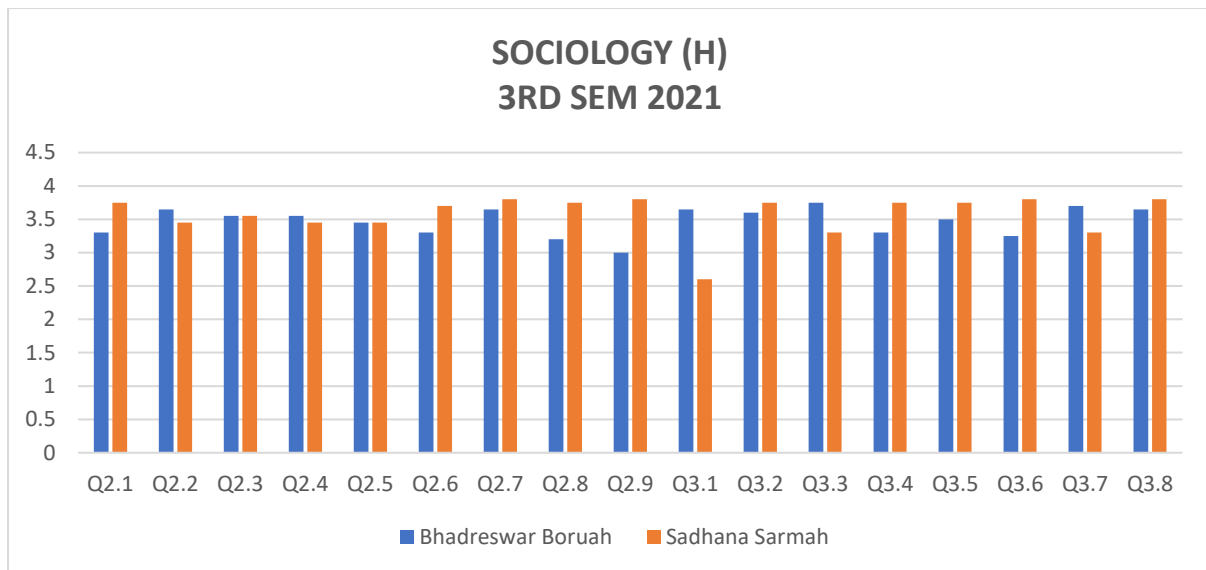


| FEEDBACK ANALYSIS | | |
|---------------------------------|-----------|-----------|
| AVERAGE SCORE | RESPONSES | |
| Very good (Between 3 – 4) | : | 2.1 – 3.8 |
| Good (Between (2 – 3) | : | 0 |
| Satisfactory (Between 1.50 – 2) | : | 0 |
| Unsatisfactory (< 1.50) | : | 0 |




| FEEDBACK ANALYSIS | | |
|---------------------------------|-----------|-----------|
| AVERAGE SCORE | RESPONSES | |
| Very good (Between 3 – 4) | : | 2.1 – 3.8 |
| Good (Between (2 – 3) | : | 0 |
| Satisfactory (Between 1.50 – 2) | : | 0 |
| Unsatisfactory (< 1.50) | : | 0 |

NANDALAL BORGOHAIN CITY COLLEGE, DIBRUGARH
STUDENT SATISFACTORY SURVEY
2021

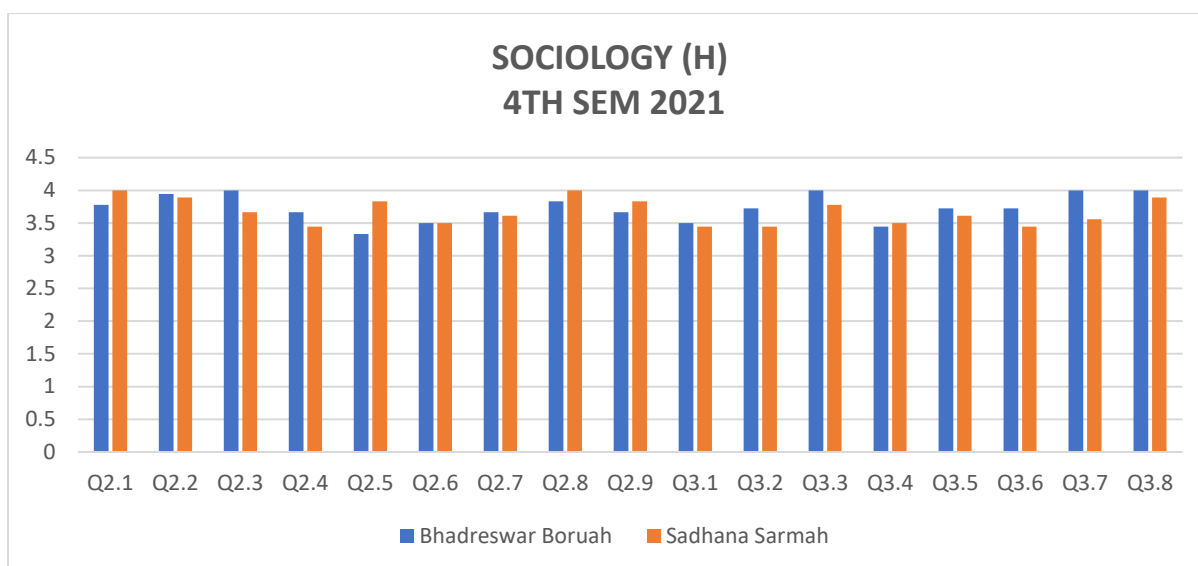


| FEEDBACK ANALYSIS | | |
|---------------------------------|-----------|-----------|
| AVERAGE SCORE | RESPONSES | |
| Very good (Between 3 – 4) | : | 2.1 – 3.8 |
| Good (Between (2 – 3) | : | 2.9, 3.1 |
| Satisfactory (Between 1.50 – 2) | : | 0 |
| Unsatisfactory (< 1.50) | : | 0 |




| FEEDBACK ANALYSIS | | |
|---------------------------------|-----------|-----------|
| AVERAGE SCORE | RESPONSES | |
| Very good (Between 3 – 4) | : | 2.1 – 3.8 |
| Good (Between (2 – 3) | : | 2.3 |
| Satisfactory (Between 1.50 – 2) | : | 0 |
| Unsatisfactory (< 1.50) | : | 0 |

NANDALAL BORGHAIN CITY COLLEGE, DIBRUGARH
STUDENT SATISFACTORY SURVEY
2021

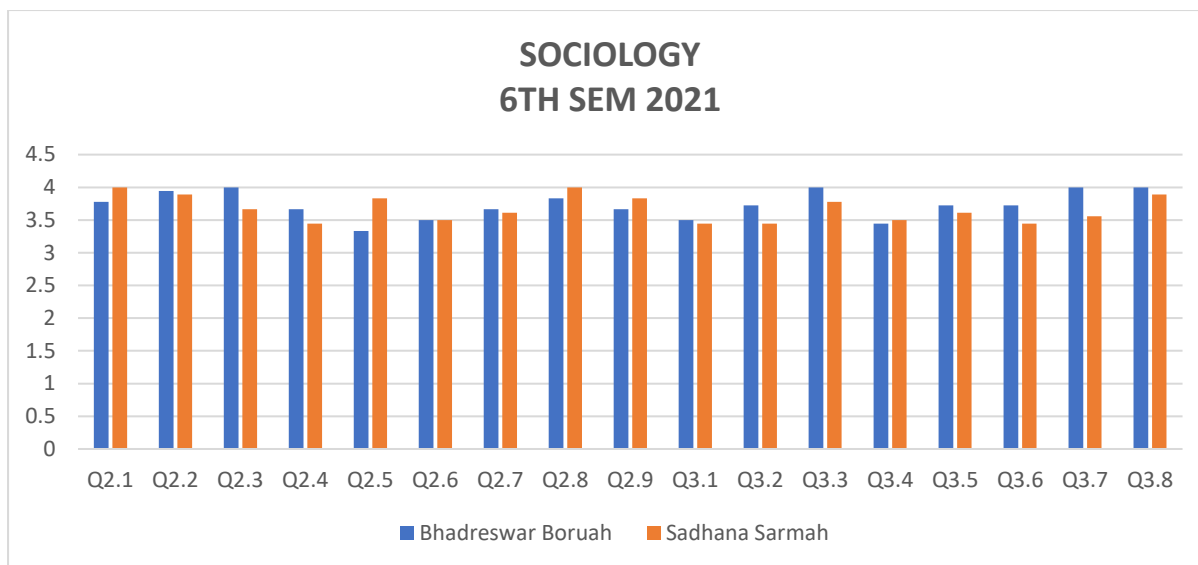


| FEEDBACK ANALYSIS | | |
|---------------------------------|-----------|-----------|
| AVERAGE SCORE | RESPONSES | |
| Very good (Between 3 – 4) | : | 2.1 – 3.8 |
| Good (Between (2 – 3) | : | 0 |
| Satisfactory (Between 1.50 – 2) | : | 0 |
| Unsatisfactory (< 1.50) | : | 0 |



| FEEDBACK ANALYSIS | | |
|---------------------------------|-----------|-----------|
| AVERAGE SCORE | RESPONSES | |
| Very good (Between 3 – 4) | : | 2.1 – 3.8 |
| Good (Between (2 – 3) | : | 0 |
| Satisfactory (Between 1.50 – 2) | : | 0 |
| Unsatisfactory (< 1.50) | : | 0 |

NANDALAL BORGOHAIN CITY COLLEGE, DIBRUGARH
STUDENT SATISFACTORY SURVEY
2021



| FEEDBACK ANALYSIS | | |
|-------------------|--------------------|-------------|
| AVERAGE SCORE | | RESPONSES |
| Very good | (Between 3 – 4) | : 2.1 – 3.8 |
| Good | (Between 2 – 3) | : 0 |
| Satisfactory | (Between 1.50 – 2) | : 0 |
| Unsatisfactory | (< 1.50) | : 0 |